

Features

- Includes valve trim, bath spout, shower arm with flange, and showerhead.
- Single lever handle allows for simultaneous on/off activation and temperature setting.
- Includes nondiverter bath spout with 1/2" NPT connection.
- Coordinates with Margaux faucets, accessories, and showering components to complete your bathroom.
- Pressure-balancing diaphragm technology maintains outlet temperature within +/-3°F during water pressure fluctuations.
- MasterClean™ sprayface features an easy-to-clean surface that withstands mineral buildup.

Material

- Premium material construction with metal handle ensures reliability and durability.
- KOHLER finishes resist corrosion and tarnishing.

Installation

- Trim only; requires valve to complete installation (sold separately).

Required Products/Accessories

K-11748 Series Rite-Temp® Valves

Recommended Products/Accessories

K-23723 Faucet cleaner



Codes/Standards






ASME A112.18.1/CSA B125.1
DOE - Energy Policy Act 1992

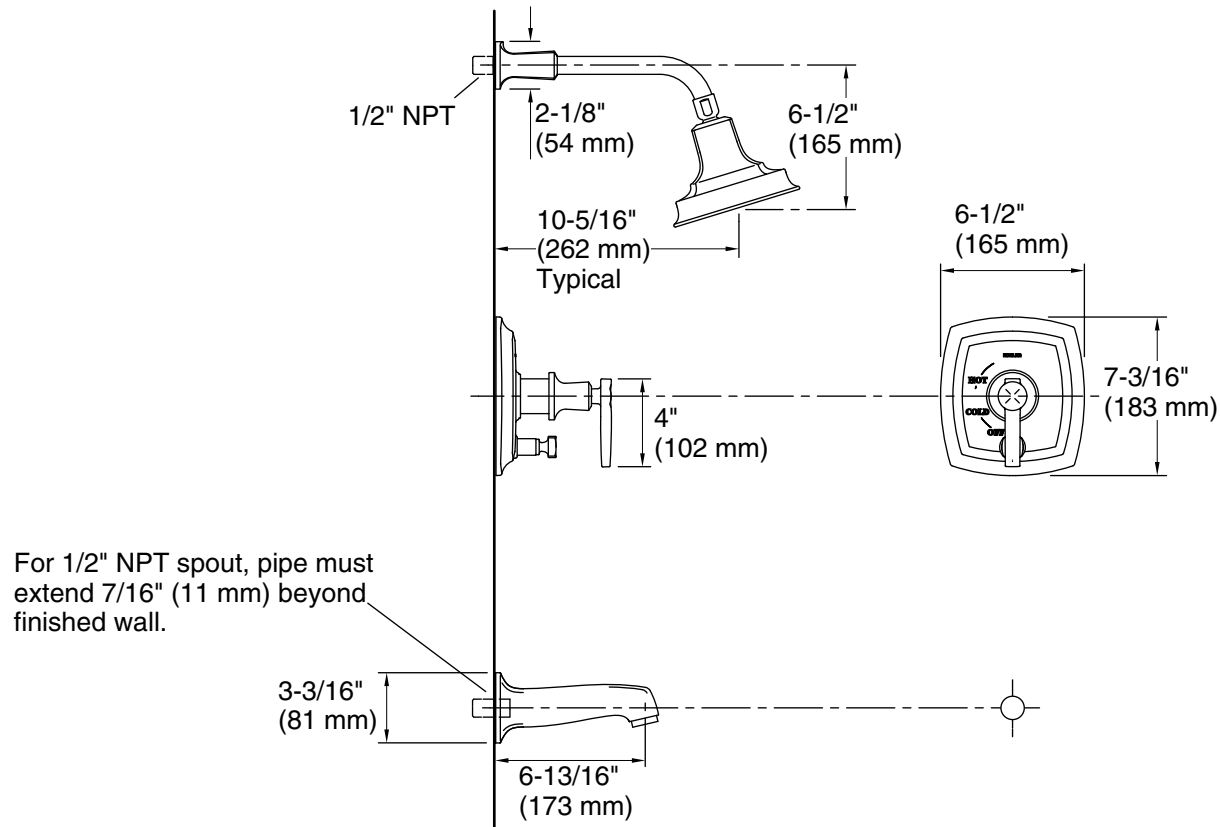
KOHLER® Faucet Lifetime Limited Warranty

See website for detailed warranty information.

Available Colors/Finishes

Color tiles intended for reference only.

Color	Code	Description
	CP	Polished Chrome
	SN	Vibrant® Polished Nickel
	AF	Vibrant® French Gold
	BN	Vibrant® Brushed Nickel
	BV	Vibrant® Brushed Bronze



Technical Information

All product dimensions are nominal.

Showerhead/Body Spray:

Rated maximum flow: 2.5 gal/min (9.5 l/min)

Notes

Install this product according to the installation instructions.

Avoid cross-flow conditions. Do not install shut-off device on either valve outlet.

Install straight pipe or tube drop of 7" (178 mm) to 18" (457 mm) with single elbow between the valve and wall-mount spout.